

# Statistical Analysis Engine Capacity, Weight, and Torque on MPV Fuel Consumption Using Regression and Correlation Algorithms

Hafidz Salafuddin<sup>1</sup>, Nanang K. Pradipta<sup>1</sup>, Farrah Anis Fazliatul Adnan<sup>2</sup>, Jong Soo Rhee<sup>3</sup> and Dianta Ginting<sup>1,\*</sup>

<sup>1</sup>Department of Mechanical Engineering, Faculty of Engineering, Universitas Mercu Buana, Meruya Selatan, Jakarta 11650, Indonesia

<sup>2</sup>Small Islands Research Centre, Faculty of Science and Natural Resources, Universiti Malaysia Sabah, Kota Kinabalu, Sabah 88400, Malaysia

<sup>3</sup>Department of Applied Physics and Institute of Natural Sciences, Kyung Hee University, Yongin, Gyeonggi 17104, South Korea

\*Corresponding Authors: [dianta.ginting@mercubuana.ac.id](mailto:dianta.ginting@mercubuana.ac.id) (DG)

## Abstract

The rapid increase in production and usage of Multi-Purpose Vehicles (MPVs) in Indonesia has led to heightened concerns over fuel consumption, environmental pollution, and economic sustainability. This study investigates the relationship between engine capacity, vehicle weight, engine torque, and fuel consumption in MPVs, aiming to provide a better understanding of how these variables influence fuel efficiency. Data from 1500 cc MPV models produced between 2023 and 2024 were collected, including technical specifications such as engine capacity, weight, torque, and reported fuel consumption. Using MATLAB, linear regression and Pearson correlation analysis were employed to analyze these relationships. The results reveal that vehicle weight has the most significant impact on fuel efficiency, exhibiting a strong negative correlation of -0.69, meaning that heavier vehicles tend to consume more fuel. Engine capacity showed a moderate negative correlation of -0.28, while engine torque had a weak correlation of -0.11, indicating that torque plays a less critical role in determining fuel consumption under normal driving conditions. The regression analysis further confirmed that vehicle weight is the most influential factor, with reductions in weight providing the greatest potential for improving fuel efficiency. These findings have important implications for both manufacturers and consumers. Automotive manufacturers are encouraged to prioritize the use of lightweight materials and advanced engineering designs to enhance fuel efficiency. Additionally, consumers can use this information to make informed decisions when selecting MPVs, focusing on models with optimized weight to reduce fuel consumption. Overall, this study contributes to ongoing efforts to develop more sustainable and fuel-efficient vehicles in the automotive industry.

## Article Info:

Received: 3 July 2024

Revised: 9 September 2024

Accepted: 13 September 2024

Available online: 1 October 2024

## Keywords:

Multi-purpose vehicle (MPV); fuel consumption; engine capacity; regression; correlation

© 2024 The Author(s). Published by Universitas Mercu Buana (Indonesia). This is an open-access article under [CC BY-SA](https://creativecommons.org/licenses/by-sa/4.0/) License.



## 1. Introduction

With the advancement of the automotive industry, vehicle exhaust emissions have significantly impacted both the environment and public health [1]. The increased production and use of Multi-Purpose Vehicles (MPVs) have raised concerns regarding fuel consumption and its environmental and economic consequences. In Indonesia, where MPVs are particularly popular, their growing demand has led to higher fuel consumption, increased greenhouse gas emissions, and greater dependence on non-renewable energy sources. As sustainability becomes increasingly important, improving fuel efficiency in these vehicles is crucial for reducing their environmental impact and lowering consumer costs.

It is important for both the automotive industry and policymakers to understand the factors that affect fuel consumption. While studies have examined the impact of engine capacity and vehicle weight on fuel efficiency, more focused research is needed to explore how these factors interact specifically in MPVs, especially in emerging markets like Indonesia. Additionally, while advancements in engine technologies and lightweight materials have the potential to improve fuel efficiency, their specific effects require further investigation.

This study aims to fill this gap by analyzing how engine capacity, vehicle weight, and engine torque influence fuel consumption in MPVs. The findings will provide valuable insights for

How to cite:

H. Salafuddin, N. Pradipta, F. Adnan, J. Rhee, and D. Ginting, "Statistical analysis engine capacity, weight, and torque on MPV fuel consumption using regression and correlation algorithms," *Int. J. Innov. Mech. Eng. Adv. Mater.*, vol. 6, no. 3, pp. 119-128, 2024

manufacturers in designing more fuel-efficient vehicles and will help consumers make informed decisions, contributing to global efforts to reduce energy consumption and combat climate change.

Previous research has extensively explored the impact of engine capacity, vehicle weight, and engine torque on fuel consumption in various vehicle categories. Studies have consistently shown that vehicle weight plays a crucial role in determining fuel efficiency, with lighter vehicles generally consuming less fuel than their heavier counterparts. For example, Sullivan et al. (2018) [2] demonstrated that reducing vehicle mass can lead to substantial fuel savings, while Gołębiewski and Stoeck (2016) [3] emphasized the significance of engine torque in specific driving conditions, such as heavy towing or frequent acceleration. However, much of the existing research has focused on passenger cars or heavy-duty trucks, with limited attention to MPVs, which dominate markets like Indonesia and serve both commercial and personal use. Furthermore, advancements in engine management technologies and lightweight materials have not been fully integrated into studies of MPV fuel consumption, leaving a gap in understanding how these factors interact in modern vehicle designs.

This study aims to advance the field by focusing specifically on MPVs in the Indonesian context, utilizing up-to-date vehicle data and advanced statistical methods to quantify the effects of engine capacity, vehicle weight, and engine torque on fuel consumption. By doing so, this research provides a more targeted analysis of fuel efficiency in MPVs, offering insights that are directly relevant to both manufacturers and consumers. Additionally, the study contributes to the ongoing discourse on sustainable vehicle design by highlighting the importance of weight reduction and torque management in improving fuel economy.

According to the analysis of the Indonesian automotive market, Multi-Purpose Vehicles (MPVs) sales continue to dominate compared to other types of cars [4]. Improving fuel efficiency in MPVs is crucial in reducing greenhouse gas emissions and conserving non-renewable energy resources. Research on fuel consumption factors has shown that engine capacity, vehicle weight, and engine torque are essential variables affecting fuel use efficiency [5][6].

Engine capacity is directly related to the engine's cylinder volume and the potential power that can be generated. Engines with larger capacities generally require more fuel, mainly when operating at high loads. However, modern technologies such as advanced thermal management and start-stop systems have helped reduce fuel consumption despite large engine capacities [7]. Engines with larger capacities require more fuel, producing higher carbon dioxide (CO<sub>2</sub>) emissions [8]. While it is a common perception that larger engines inherently consume more fuel, this is not always correct. For example, a study comparing an old 7.5 HP diesel engine with a new 8 HP diesel engine found that the diesel engine with 8 HP was actually more fuel efficient with an average fuel consumption ratio improvement of about 18.49% [9]. This suggests that advancements in engine technology can lead to better fuel efficiency.

Vehicle weight also significantly influences fuel consumption. The weight of the cargo being transported affects fuel consumption, especially at low temperatures, which also has an impact on emissions [10]. This is confirmed that total vehicle mass and carrying capacity utilization rate are important factors affecting fuel consumption [11]. In other case, the vehicle's weight, along with the ambient temperature and road grade, significantly increases CO<sub>2</sub> emissions, especially in urban and uphill driving conditions [12]. Some efforts have been made such as aerodynamic and lightweight trailers can reduce fuel consumption by about 20.2% for heavy goods vehicles, the benefits of reducing vehicle weight [13]. And reducing vehicle mass can result in substantial fuel savings, whereas a 10% reduction can improve fuel efficiency by 2% to 7% [2]. Heavier vehicles require more energy to move, significantly when accelerating. In China, the implementation of lightweight design in commercial vehicles can reduce fuel consumption, especially in heavy trucks, which currently consume 20% more fuel than European models [14]. An increase in vehicle weight will exponentially increase fuel consumption, particularly in heavy vehicles such as trucks [5].

Engine torque, a measure of the rotational force of the engine, also plays a vital role in fuel consumption. The relationship between a vehicle's torque characteristics, including its ability to reach maximum speed and climb, directly affects fuel consumption, where higher dynamic parameters tend to increase fuel usage [3]. High-torque engines are more efficient when carrying heavy loads or driving on challenging terrain. However, this can also lead to increased fuel consumption without efficient fuel management technology [6]. Research on torque control methods has been developed to optimize torque values to minimize fuel consumption during vehicle operation [15]. Additionally, modifying the combustion chamber geometry of a single-cylinder otto engine can enhance the compression ratio, optimize torque and power, and reduce fuel consumption by up to 3.35% [16]. However, these studies still need a final and effective solution to achieve fuel efficiency [6].

Therefore, this study analyzes the effect of engine capacity, vehicle weight, and engine torque on fuel consumption using statistical analysis methods and MATLAB software. The data used are specifications of MPV cars produced in 2023-2024. This research aims to provide deeper insights into how these three variables affect the efficiency of fuel use in MPV cars circulating in Indonesia.

## 2. Methods

This study follows a quantitative research methodology to analyze the impact of engine capacity, vehicle weight, and engine torque on the fuel consumption of Multi-Purpose Vehicles (MPVs). The research process includes the following steps:

### 1. Data Collection

Data were gathered from various sources, including technical specifications of 1500 cc MPV models available in the Indonesian market, with production years 2023-2024. The data include information on engine capacity, vehicle weight, engine torque, and fuel consumption rates. The fuel consumption data were primarily sourced from existing literature and manufacturer specifications.

### 2. Software and Tools

MATLAB software was utilized for data analysis. Specifically, the Statistical Toolbox within MATLAB was employed to perform linear regression, Pearson correlation analysis, and other statistical tests to understand the relationships between the variables.

### 3. Analysis Procedure

- Scatter plot analysis was conducted to visually examine the relationships between fuel consumption and each of the independent variables (engine capacity, vehicle weight, and engine torque).
- Linear regression analysis was employed to examine the relationship between the independent variables (engine capacity, vehicle weight, and engine torque) and the dependent variable (fuel consumption). The goal was to quantify the extent to which each independent variable influences fuel consumption. The general form of the regression equation is:

$$Y = \beta_0 + \beta_1 X + e \quad (1)$$

Where  $Y$  represents the fuel consumption,  $X$  represents the independent variable (e.g., engine capacity, vehicle weight, or torque),  $\beta_0$  is the intercept,  $\beta_1$  is the slope of the regression line, and  $\epsilon$  is the error term. The slope  $\beta_1$  indicates the rate of change in fuel consumption for a unit change in the independent variable [17][18]. A negative slope suggests that an increase in the independent variable leads to a decrease in fuel consumption, indicating better fuel efficiency.

- Pearson correlation analysis was used to measure the strength and direction of the linear relationship between fuel consumption and each of the independent variables. The Pearson correlation coefficient, denoted as  $r$ , ranges from -1 to 1. An  $r$  value of -1 indicates a perfect negative linear relationship, 0 indicates no linear relationship, and 1 indicates a perfect positive linear relationship. The correlation coefficient was calculated using the formula:

$$r = \frac{\sum(X_i - \bar{X})(Y_i - \bar{Y})}{\sqrt{\sum(X_i - \bar{X})^2 \sum(Y_i - \bar{Y})^2}} \quad (2)$$

Where  $X_i$  and  $Y_i$  are the individual sample points, and  $\bar{X}$   $\bar{Y}$  are the means of the variables  $X$  and  $Y$ . The sign of  $r$  indicates the direction of the relationship, while the magnitude indicates the strength [19][20].

### 4. Validation

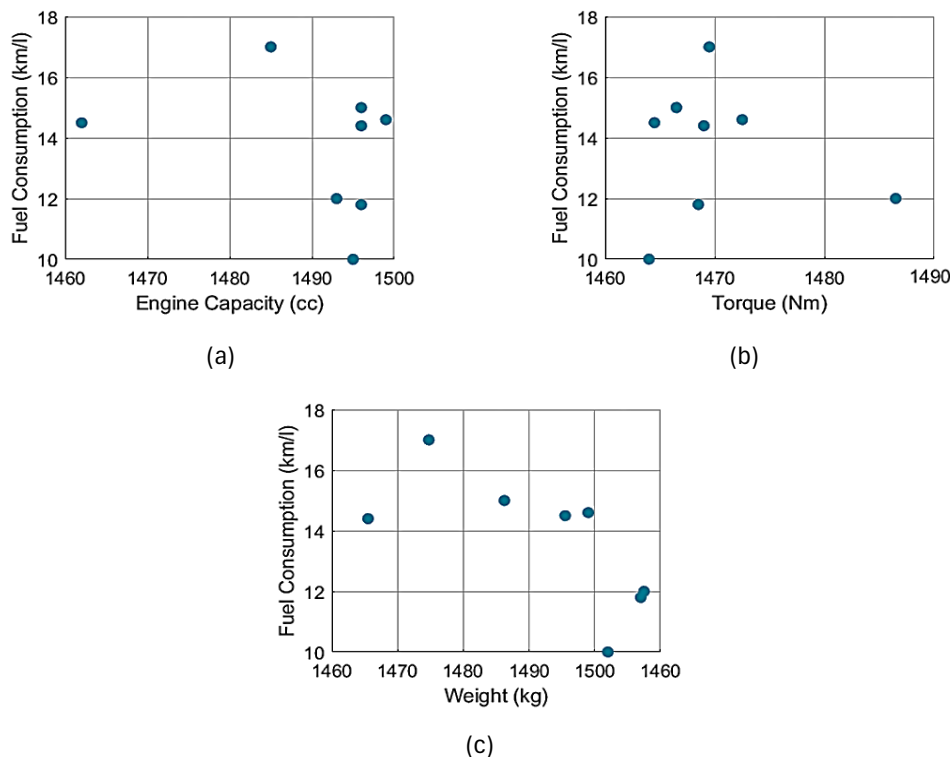
The results were validated through statistical significance tests to ensure the robustness of the findings. The specific toolbox and algorithms used in the study are detailed as follows

- Toolbox and Algorithms: The Statistical Toolbox within MATLAB was employed to conduct the analysis. Key algorithms used include:
- Linear Regression: Used to model the relationship between fuel consumption and the independent variables (engine capacity, vehicle weight, engine torque).
- Pearson Correlation Analysis: Applied to measure the strength and direction of the linear relationships between the variables.

- Histogram and Box Plot Analysis: Used to explore the distribution and variance of the data.

### 3. Results and Discussion

The results research on analyzing the effect of engine capacity, car weight and engine torque on fuel consumption using MATLAB involves several tests to see the relationship between these variables. The test results include the use of scatter graphs and histogram. Through these graphs, the relationship between fuel consumption and engine capacity, car weight, and engine torque can be analyzed visually and statistically.



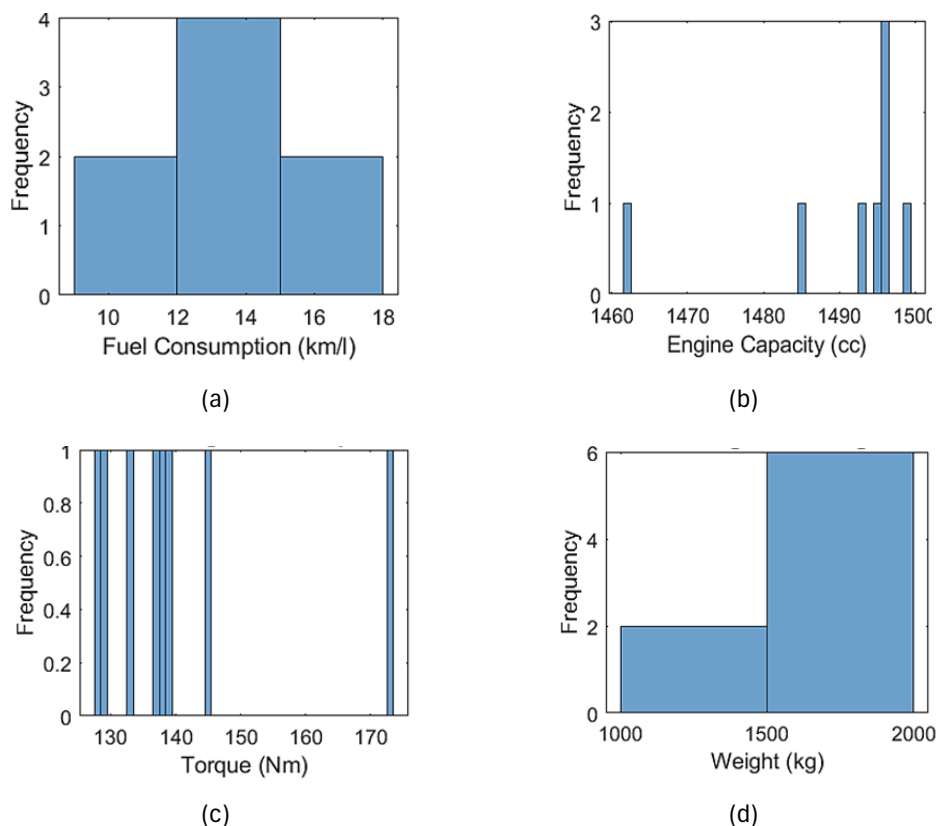
**Figure 1.** Relationship between fuel consumption vs engine capacity (a), fuel consumption vs torque (b), and fuel consumption vs weight (c)

The relationship between fuel consumption and engine capacity, torque, and vehicle weight is illustrated in Figure 1. Figure 1(a) depicts the relationship between fuel consumption and engine capacity for MPV vehicles. From the graph, it can be observed that although some vehicles have similar engine capacities, their fuel efficiency can differ significantly. This difference can be attributed to the use of advanced technologies such as i-VTEC, which are designed to improve fuel efficiency. Other factors, such as lighter vehicle weight and better aerodynamic design, also contribute to reducing fuel consumption. Vehicles that adopt such technologies and designs exhibit higher fuel efficiency despite having the same engine capacity as other vehicles. This emphasizes the importance of technological and design innovations in improving fuel efficiency in MPV vehicles.

In contrast, Figure 1(b) indicates no significant relationship between engine torque and fuel consumption. This finding contradicts the assumption that higher torque will always increase fuel consumption. Although high-torque engines are often associated with increased fuel consumption, technological adjustments such as torque converters can mitigate this effect. These technologies allow vehicles to manage torque more efficiently, so fuel consumption only sometimes increases. This demonstrates that high torque if adequately managed through the right technology, will only sometimes negatively impact fuel efficiency [21].

Interestingly, Figure 1(c) illustrates the strong relationship between vehicle weight and fuel consumption. The graph shows that lighter vehicles tend to have higher fuel efficiency. This confirms that vehicle weight is a crucial factor affecting fuel use, as lighter vehicles require less energy to move, especially when accelerating. This finding supports the argument that reducing vehicle weight can

be an effective strategy for improving fuel efficiency. Therefore, in an effort to make vehicles more fuel-efficient, manufacturers need to consider using lighter materials and more efficient designs.



**Figure 2.** Histogram of fuel consumption (a), engine capacity (b), torque (c), and vehicle weight (d)

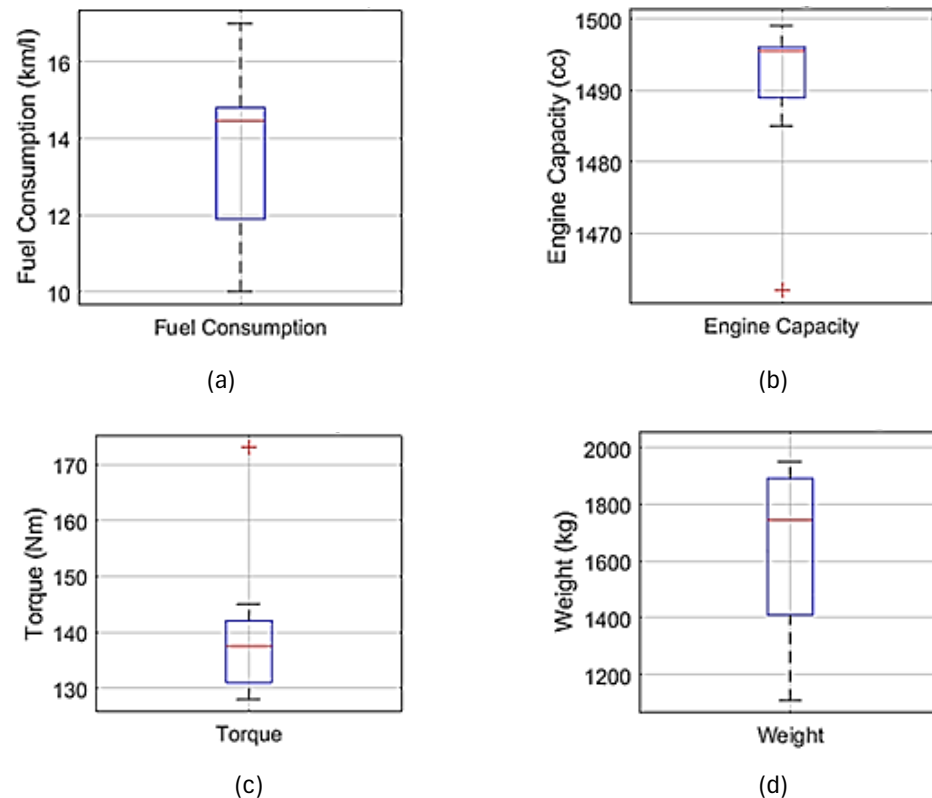
Figure 2 illustrates the histogram distribution of MPV vehicle fuel consumption regarding engine capacity, torque, and vehicle weight. Interestingly, Figure 2(a) shows that most MPV vehicles with an engine capacity of 1500 cc have a fuel consumption of around 14 km/l, which explains the popularity of this vehicle type in Indonesia due to its fuel efficiency. Figure 2(b) highlights a significant spike in frequency at 1500 cc engine capacity, indicating that this capacity is becoming a desirable standard in the MPV industry due to its balance between performance and fuel efficiency.

Figure 2(c) displays the frequency distribution of torque concentrated around 130 Nm to 150 Nm, indicating the consistency of the vehicle's stable traction performance in this range, although some peaks show variations in performance between models. Figure 2(d), with the car weight histogram, reveals two main groups of vehicle weight distribution around 1300 kg and 1800 kg, confirming that vehicle weight is a key factor in fuel consumption, with lighter vehicles showing better fuel efficiency.

A thorough analysis of these histograms shows that while engine capacity and torque play essential roles, vehicle weight significantly influences fuel efficiency. Reducing vehicle weight is a critical strategy in designing energy-efficient vehicles. To illustrate the relationship between fuel consumption and the three variables, we display the data in a box plot diagram format.

The box plots in Figure 3 provide a comprehensive overview of the variation and spread of data on fuel consumption, engine capacity, torque, and weight of MPV vehicles. Interestingly, Figure 3(a) shows significant variations in fuel consumption with a range of about 10 km/l to 16 km/l and a median close to 14 km/l, reflecting the consistent fuel efficiency of most MPV models. Figure 3(b) reveals the distribution of engine capacity, with the majority ranging from 1488 cc to 1498 cc with one outlier at 1470 cc, indicating that despite minor variations, most vehicles have almost uniform engine capacity, reinforcing industry standards.

Figure 3(c) shows the torque distribution, with the majority of the data ranging from 130 Nm to 145 Nm and one outlier at 170 Nm. This reflects the stability of the vehicles' traction performance, although some models have higher torque specifications. Figure 3(d), which displays the vehicle weight distribution, shows two main groups, around 1600 kg to 1900 kg, with a median of around 1800 kg, confirming that vehicle weight is an essential variable in fuel efficiency.



**Figure 3.** Box plot of fuel consumption (a), engine capacity (b), torque (c), and vehicle weight (d)

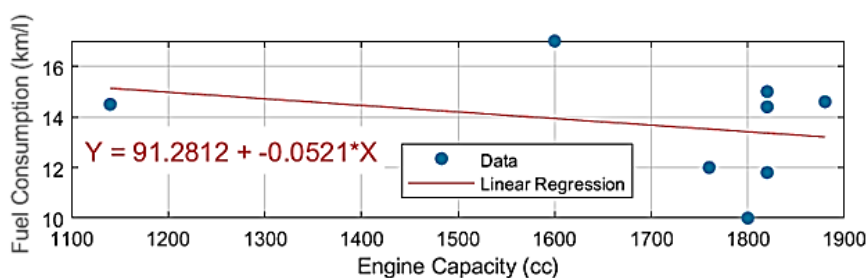
This box plot analysis highlights that while engine capacity and torque are significant, variations in fuel consumption are more influenced by vehicle weight, so reducing vehicle weight can significantly improve fuel efficiency.

Linear regression is a statistical method to find the relationship between the independent variables of engine capacity, car weight, and engine torque and the dependent variable, fuel consumption. The aim is to measure how strong the linear relationship is between these variables, providing an in-depth understanding of the factors affecting fuel consumption in this study.

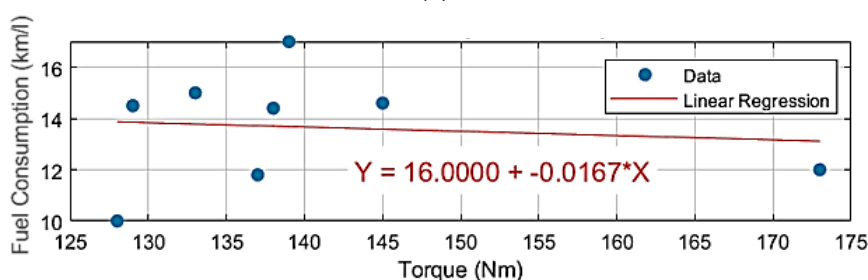
Evaluation criteria for linear regression: R-Squared ( $R^2$ ): The  $R^2$  value indicates the proportion of the variance in the dependent variable that is predictable from the independent variable(s). A higher  $R^2$  value suggests a better fit of the model to the data. In this study,  $R^2$  values were calculated for each regression model to assess how well engine capacity, vehicle weight, and engine torque explain the variance in fuel consumption. P-Value: The p-value associated with the slope of the regression line tests the null hypothesis that the slope is zero (no effect). A p-value less than 0.05 was used as the threshold for statistical significance, indicating that the relationship between the independent variable and fuel consumption is statistically significant [17][18]. Based on the linear regression:

- **Engine Capacity:** The negative regression coefficient for engine capacity (-0.0521) suggests that increasing engine capacity marginally decreases fuel efficiency. This implies that while larger engines generally require more fuel, technological advancements can mitigate this impact. Manufacturers should consider optimizing engine size and integrating technologies that enhance efficiency without sacrificing power.
- **Vehicle Weight:** The coefficient for vehicle weight (-0.0055) highlights its significant influence on fuel consumption. The strong negative relationship indicates that reducing vehicle weight is crucial for improving fuel efficiency. This finding supports the automotive industry's ongoing efforts to develop lighter vehicles through the use of advanced materials and design innovations.
- **Engine Torque:** The small negative coefficient for engine torque (-0.0167) suggests a limited impact on fuel efficiency. Although torque is vital for vehicle performance, particularly in heavy load situations, its influence on fuel consumption is minimal compared to vehicle

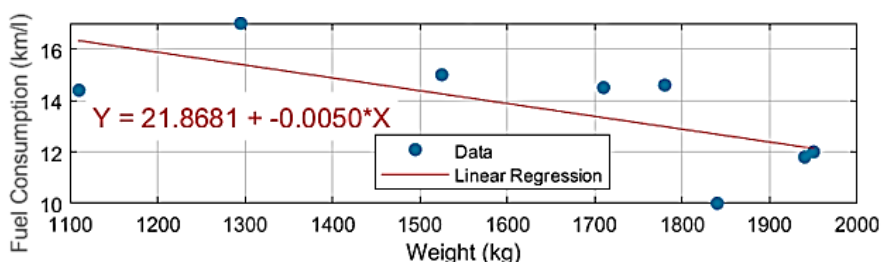
weight. Manufacturers should focus on optimizing torque in conjunction with other efficiency-improving measures.



(a)



(b)



(c)

**Figure 4.** Linear regression between fuel consumption vs engine capacity (a), fuel consumption and torque (b), fuel consumption and vehicle weight (c)

**Table 1.** Linear regression results of fuel consumption against engine capacity, torque and weight

Item	Linear Regression	Intercept ( $\beta_0$ )	Gradient ( $\beta_1$ )
Engine Capacity and Fuel Consumption	$Y = 91.2812 - 0.0521X$	91.2812	-0.0521
Fuel Consumption and Torque	$Y = 16.0000 - 0.0167X$	16.0000	-0.0167
Fuel Consumption and Weight	$Y = 21.8681 - 0.0050X$	21.8681	-0.0055

Figure 4 shows that all three independent variables (engine capacity, torque, and vehicle weight) negatively influence fuel consumption, as indicated by the decreasing regression line. Table 1 corroborates this finding with regression equations illustrating the specific relationship between fuel consumption and each variable. The regression equation for engine capacity is  $Y = 91.2812 - 0.0521X$ , indicating that an increase in engine capacity by 1 cc will reduce fuel efficiency by 0.0521 km/l. For torque, the regression equation is  $Y = 16000 - 0.0167X$ , indicating that an increase in torque by 1 Nm will reduce fuel efficiency by 0.0167 km/l. Meanwhile, the regression equation for vehicle weight is  $Y = 21.8681 - 0.0055X$ , indicating that increasing weight by 1 kg will reduce fuel efficiency by 0.0055 km/l. This analysis emphasizes that vehicle weight has the most significant impact while all variables affect fuel consumption.

We performed correlation calculations to clarify that engine capacity, torque, and car weight negatively affect fuel consumption. The data was entered into MATLAB software and the results are shown in Table 2. Table 2 shows the correlation between fuel consumption and engine capacity, torque, and vehicle weight.

Table 2 provides important insights into the strength and direction of the relationship between fuel consumption and the three independent variables: engine capacity, torque, and vehicle weight, through the correlation values. The correlation values range from -1 to 1, where negative values indicate an inverse relationship and positive values indicate a direct relationship.

**Table 2.** Correlation results of fuel consumption with engine capacity, torque and weight

Correlation	Result
Fuel Consumption and Engine Capacity	-0.28
Fuel Consumption and Torque	-0.11
Fuel Consumption and Weight	-0.69

Interestingly, the correlation results show that fuel consumption has a negative relationship with all three variables but with different strengths. The correlation between fuel consumption and engine capacity is -0.28, indicating a moderate negative relationship. This means that an increase in engine capacity tends to be followed by a decrease in fuel efficiency, but the effect is not very large. The relationship between fuel consumption and torque is weaker, with a correlation of -0.11, indicating that torque has very little influence on fuel efficiency in the context of the MPV vehicles studied.

Most significant is the relationship between fuel consumption and vehicle weight, with a correlation value of -0.69. This shows a strong negative relationship, signifying that an increase in vehicle weight substantially decreases fuel efficiency. This finding confirms the importance of vehicle weight reduction in an effort to improve fuel efficiency.

One of the key findings in this study is the weak correlation between engine torque and fuel consumption (correlation coefficient of -0.11), suggesting that torque does not significantly influence fuel efficiency in the MPVs analyzed. This anomaly could be attributed to several factors, including the impact of modern engine management systems, such as torque converters and variable valve timing, which optimize torque output and reduce its direct effect on fuel consumption. Additionally, the specific usage patterns of the vehicles in the dataset, which may not fully capture scenarios where torque is more critical, and the relatively narrow sample of 1500 cc MPVs might limit the observed variability in torque's impact. Variability in measurement and data collection methods across different sources could also introduce inconsistencies. The weak relationship between engine torque and fuel consumption observed in this study contrasts with the findings of Gołębiewski and Stoeck (2016) [3], who identified a more pronounced effect of torque on fuel usage under specific driving conditions, such as heavy towing or frequent acceleration. This discrepancy could be attributed to the modern engine management technologies in the vehicles studied, which optimize torque and mitigate its impact on fuel consumption—a factor that might not have been as prevalent in earlier studies.

The results of this study, particularly the strong negative correlation between vehicle weight and fuel consumption, align with previous research that emphasizes the critical impact of weight on fuel efficiency. For instance, studies by Sullivan et al. (2018) [2] and Madhusudhanan et al. (2021) [13], have demonstrated that reducing vehicle mass can lead to substantial fuel savings, with similar findings observed in the present analysis where lighter MPVs exhibited better fuel efficiency. Additionally, the focus on a relatively narrow range of 1500 cc MPVs in this research could limit the observed variability, suggesting that broader studies encompassing a wider range of engine capacities and torque outputs might reveal more consistent patterns. To address these issues, future research should consider expanding the sample to include a broader range of vehicles, conducting in-depth case studies under various driving conditions, and performing longitudinal studies to track fuel consumption and torque over time. Furthermore, a focused analysis on the role of modern engine technologies in modulating the relationship between torque and fuel consumption could provide deeper insights. These efforts will help clarify the relationship between torque and fuel efficiency and contribute to more accurate assessments of vehicle performance, ultimately highlighting the need to consider technological advancements and sample diversity when interpreting the influence of torque on fuel efficiency.

Based on the findings of this study, it is recommended that vehicle manufacturers prioritize reducing vehicle weight by utilizing lightweight materials such as aluminum, carbon fiber, and advanced composites to improve fuel efficiency without compromising safety or performance. Additionally, manufacturers should continue developing advanced engine management technologies, like torque vectoring and hybrid powertrains, to optimize fuel efficiency, particularly in urban driving conditions. Policymakers are encouraged to introduce or strengthen incentives for adopting fuel-



efficient technologies and lightweight materials, as well as implement stricter fuel efficiency standards that account for vehicle weight, thereby driving innovation and promoting environmental sustainability in the automotive industry.

#### 4. Conclusions

This study examined the effects of engine capacity, vehicle weight, and engine torque on fuel consumption in MPV vehicles using MATLAB. The findings indicate that vehicle weight is the most significant factor, showing a strong negative correlation of -0.69 with fuel efficiency. Lighter vehicles consistently demonstrated better fuel performance. In contrast, engine capacity and torque had less influence, with moderate to weak correlations of -0.28 and -0.11, respectively. The linear regression analysis further reinforces the conclusion that reducing vehicle weight is a more effective strategy for improving fuel efficiency than modifying engine capacity or torque. These results offer valuable insights for consumers seeking fuel-efficient vehicles and for manufacturers aiming to design more sustainable and eco-friendlier MPVs. Prioritizing weight reduction through the use of lightweight materials and advanced engineering techniques emerges as a key strategy in enhancing fuel efficiency. Future research could explore broader vehicle categories and include a wider range of engine sizes and driving conditions to further refine our understanding of these relationships. Additionally, longitudinal studies tracking vehicle performance over time, as well as an exploration of the role of emerging technologies such as electric and hybrid powertrains, would provide deeper insights into how these factors influence fuel consumption. These efforts will help build upon the foundation laid by this study and guide the development of even more fuel-efficient vehicles in the future.

#### Supplementary Documentation

More detailed MATLAB coding has been provided in the Supplementary Document. To access the Supplementary Document, please visit the article homepage on this [link](#).

#### References

- [1] N. Yang et al., "Vehicle emission changes in China under different control measures over past two decades," *Sustain.*, vol. 14, no. 24, pp. 1–15, 2022, doi: 10.3390/su142416367.
- [2] J. L. Sullivan, M. Lewis, and G. A. Keoleian, "Effect of mass on multimodal fuel consumption in moving people and freight in the US," *Transportation Research Part D: Transport and Environment*, vol. 63, pp. 786–808, 2018, doi: 10.1016/j.trd.2018.06.019.
- [3] W. Gołębiewski and T. Stoeck, "Relationships between vehicle traction properties and fuel consumption for part engine loads," *Teka. Commission of Motorization and Energetics in Agriculture*, vol. 15, no. 1, pp. 15–18, 2015.
- [4] Gaikindo, "Gaikindo data wholesales January - December 2022," 2023.
- [5] J. J. Posada-Henao, I. Sarmiento-Ordosgoitia, and A. A. Correa-Espinal, "Effects of road slope and vehicle weight on truck fuel consumption," *Sustain.*, vol. 15, no. 1, pp. 1–19, 2023, doi: 10.3390/su15010724.
- [6] D. Zhao et al., "A review of the data-driven prediction method of vehicle fuel consumption," *Energies*, vol. 16, no. 14, 2023, doi: 10.3390/en16145258.
- [7] C. A. Romero, P. Correa, E. A. Ariza Echeverri, and D. Vergara, "Strategies for reducing automobile fuel consumption," *Appl. Sci.*, vol. 14, no. 2, pp. 1–27, 2024, doi: 10.3390/app14020910.
- [8] A. Goodman, C. Brand, and D. Ogilvie, "Associations of health, physical activity and weight status with motorised travel and transport carbon dioxide emissions: A cross-sectional, observational study," *Environ. Heal. A Glob. Access Sci. Source*, vol. 11, no. 1, pp. 1–10, 2012, doi: 10.1186/1476-069X-11-52.
- [9] M. Muchlisinalahuddin, R. K. Arief, and J. Pitoyo, "Analisis konsumsi BBM motor diesel pada uji rem dengan daya 7.5 & 8 Hp," *Rang Tek. J.*, vol. 5, no. 2, pp. 308–311, 2022, doi: 10.31869/rtj.v5i2.3313.
- [10] A. Pobedinsky, "Assessment of the influence of air temperature and cargo weight on fuel consumption and emissions of harmful substances with vehicle exhaust gases," *Transp. Res. Procedia*, vol. 63, pp. 2687–2694, 2022, doi: 10.1016/j.trpro.2022.06.310.
- [11] N. K. Goryaev, K. K. Khabibullozoda, and F. H. Faizalizoda, "Research of factors affecting trucks fuel consumption: Review," *IOP Conf. Ser. Earth Environ. Sci.*, vol. 666, no. 4, 2021, doi: 10.1088/1755-1315/666/4/042056.
- [12] B. Giachaskiel, D. Komnos, and G. Fontaras, "Impacts of extreme ambient temperatures and road gradient on energy consumption and CO2 emissions of a euro 6d-temp gasoline vehicle," *Energies*, vol. 14, no. 19, 2021, doi: 10.3390/en14196195.
- [13] A. K. Madhusudhanan, D. Ainalis, X. Na, I. V. Garcia, M. Sutcliffe, and D. Cebon, "Effects of semi-trailer modifications on HGV fuel consumption," *Transp. Res. Part D Transp. Environ.*, vol. 92, no. February 2021, p. 102717, 2021, doi: 10.1016/j.trd.2021.102717.
- [14] J. Bian and H. Mohrbacher, "Application potential of high performance steels for weight reduction and efficiency increase in commercial vehicles," pp. 27–36, 2015, doi: 10.1007/s40436-015-0102-9.
- [15] Y. Okada, S. Nishii, A. Takeshita, K. Harada, and Y. Yamasaki, "Torque control strategy with V2X information for HEVs to minimize fuel consumption," *Control Theory Technol.*, vol. 20, no. 2, pp. 197–209, 2022, doi: 10.1007/s11768-022-00094-y.
- [16] V. Rojas-Reinoso, J. Pancha-Ramos, V. Romero-Hidalgo, J. Martinez-Coral, and I. Zambrano-Orejuela, "Increase in torque and power of an Otto 200cc spark ignition engine with modifications in the combustion chamber," *Int. J. Adv. Sci. Eng. Inf. Technol.*, vol. 12, no. 2, pp. 483–493, 2022, doi: 10.18517/ijaseit.12.2.15287.
- [17] G. C. R. Douglas and C. Montgomery, *Applied Statistics and Probability for Engineers*, 6th ed. Wiley, 2016.

- [18] W. L. Michael and H. Kutner, Christopher J. Nachtsheim, and J. Neter, *Applied Linear Statistical Models Fifth Edition*, 5th ed. McGraw-Hill/Irwin., 2005.
- [19] J. R. Christine and P. Dancey, *Statistics Without Maths for Psychology*, vol. 7. 2017.
- [20] S. G. J. Dennis, E. Hinkle, and W. Wiersma, *Applied Statistics for the Behavioral*, 6th ed., Houghton Mifflin, 2003.
- [21] S. Pardhi, S. Chakraborty, D. D. Tran, M. El Baghdadi, S. Wilkins, and O. Hegazy, "A review of fuel cell powertrains for long-haul heavy-duty vehicles: Technology, hydrogen, energy and thermal management solutions," *Energies*, vol. 15, no. 24, pp. 1–55, 2022, doi: 10.3390/en15249557.