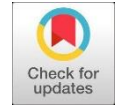




SUSTAINABLE DEVELOPMENT IN LOW CARBON, CLEANER AND GREENER ENERGIES AND THE ENVIRONMENT



Abdeen Mustafa Omer

Energy Research Institute (ERI), United Kingdom

Abstract

The increased availability of reliable and efficient energy services stimulates new development alternatives. This article discusses the potential for such integrated systems in the stationary and portable power market in response to the critical need for cleaner energy technology. Several issues relating to renewable energies, environment, and sustainable development are examined from both current and future perspectives throughout the theme. It is concluded that green energies like wind, solar, ground source heat pumps, and biomass must be promoted, implemented, and demonstrated from the economic and/or environmental point of view. Biogas from biomass appears to have potential as an alternative energy source, potentially rich in biomass resources. The current literature is reviewed regarding the ecological, social, cultural and economic impacts of biogas technology. Finally, this article gives an overview of the present and future use of biomass as an industrial feedstock to produce fuels, chemicals and other materials. However, to be truly competitive in an open market situation, higher-value products are required. Results suggest that biogas technology must be encouraged, promoted, invested, implemented, and demonstrated, especially in remote rural areas. Anticipated future energy use patterns and consequent environmental impacts (acid precipitation, ozone depletion, greenhouse effect, or global warming) are discussed in this article. An approach is needed to integrate renewable energies in a way to meet high building performance. However, their ability to match demand is determined by adoption of one of the following two approaches: the utilisation of a capture area greater than that occupied by the community to be supplied, or the reduction of the community's energy demands to a level commensurate with the locally available renewable resources. Adopting green or sustainable approaches to how society is run is seen as an important strategy in finding a solution to the energy problem. The key factors to reducing and controlling CO₂, which is the major contributor to global warming, are the use of alternative approaches to energy generation and the exploration of how these alternatives are used today and may be used in the future as green energy sources.

This is an open access article under the [CC BY-NC](https://creativecommons.org/licenses/by-nc/4.0/) license



Keywords:

*Built Environment;
Renewable Energy;
Sustainable Development:*

Article History:

*Received: December 5, 2020
Revised: March 11, 2021
Accepted: March 18, 2021
Published: July 30, 2021*

Corresponding Author:

*Abdeen Mustafa Omer
Energy Research Institute (ERI),
United Kingdom
Email:
abdeenomer2@yahoo.co.uk*

INTRODUCTION

Over millions of years ago, plants have covered the earth converting the energy of

sunlight into living plants and animals, some of which was buried in the depths of the earth to produce deposits of coal, oil and natural gas [1, 2,

3]. However, the past few decades have experienced many valuable uses for these complex chemical substances and manufacturing from them plastics, textiles, fertiliser, and the various end products of the petrochemical industry. Indeed, each decade sees increasing uses for these products. Coal, oil and gas, which will certainly be of great value to future generations, as they are to ours, are, however, non-renewable natural resources. The rapid depletion of these non-renewable fossil resources need not continue [4]. This is particularly true now as it is, or soon will be, technically and economically feasible to supply all of man's needs from the most abundant energy source of all, the sun. The sunlight is not only inexhaustible, but, moreover, it is the only energy source, which is completely non-polluting [5].

Industry's use of fossil fuels has been largely blamed for warming the climate. When coal, gas and oil are burnt, they release harmful gases, which trap heat in the atmosphere and cause global warming. However, there had been an ongoing debate on this subject, as scientists have struggled to distinguish between changes, which are human induced, and those, which could be put down to natural climate variability. Notably, human activities that emit carbon dioxide (CO₂), the most significant contributor to potential climate change, occur primarily from fossil fuel production. Consequently, efforts to control CO₂ emissions could have serious, negative consequences for economic growth, employment, investment, trade and the standard of living of individuals everywhere [5].

MATERIAL AND METHOD

Combined Heat and Power (CHP)

District Heating (DH), also known as community heating, can be a key factor in achieving energy savings, reducing CO₂ emissions, and providing consumers with a high quality heat supply at a competitive price. Generally, DH should only be considered for areas where the heat density is sufficiently high to make DH economical. However, in countries like Denmark, for example, DH may today be economical even to new developments with lower density areas due to the high level of taxation on oil and gas fuels combined with the efficient production of DH [6].

Most of the heat used for DH can be produced by large CHP plants (gas-fired combined cycle plants using natural gas, biomass, waste or biogas). DH is energy efficient because of the way the heat is produced, and the required temperature level is an important factor. Buildings can be heated to a temperature of 21°C, and

domestic hot water (DHW) can be supplied at a temperature of 55°C using energy sources other than DH that are most efficient when producing low temperature levels (<95°C) for the DH [5]. Most of these heat sources are CO₂ neutral or emit low levels. However, only a few of these sources are available to small individual systems at a reasonable cost, whereas DH schemes because of the plant's size and location can have access to most of the heat sources and at a low cost. Low temperature DH, with return temperatures of around 30-40°C can utilise the following heat sources:

- Efficient use of CHP by extracting heat at low calorific value (CV).
- Efficient use of biomass or gas boilers by condensing heat in economisers.
- Efficient utilisation of geothermal energy.
- Direct utilisation of excess low temperature heat from industrial processes.
- Efficient use of large-scale solar heating plants.

Heat tariffs may include many components: a connection charge, a fixed charge and a variable energy charge. Also, consumers may be incentivised to lower the return temperature [7]. Hence, it is difficult to generalise, but the heat practice for any DH company, no matter what the ownership structure is, can be highlighted as follows:

- To develop and maintain a development plan for the connection of new consumers.
- To evaluate the options for least cost production of heat.
- To implement the most competitive solutions by signing agreements with other companies or by implementing own investment projects.
- To monitor all internal costs and, with the help of benchmarking, improve the efficiency of the company.
- To maintain a good relationship with the consumer and deliver heat supply services at sufficient quality.

Also, installing DH should be pursued to meet the objectives for improving the environment by improving energy efficiency in the heating sector [8]. At the same time, DH can serve the consumer with a reasonable quality of heat at the lowest possible cost. The variety of possible solutions combined with the collaboration between individual companies, the district heating association, the suppliers and consultants can, as it has been in Denmark, be the way forward for developing DH in the United Kingdom. The modernisation of the system components and their power ranges which allow easy expandability of the supply structure, the standardisation of interfaces and the hybridisation by integration of

different energy converters in order to increase the power availability, represent the most important measures from the point of view of system technology [9].

Fuel Cells

Platinum is a catalyst for fuel cells, and hydrogen-fuelled cars presently use about two ounces of the metal. There is currently no practicable alternative. Reserves are in South Africa (70%) and Russia (22%). Although there are sufficient accessible reserves in South Africa to increase supply by up to 5% per year for the next 50 years, significant environmental impacts are associated with its mining and refining, such as groundwater pollution and atmospheric emissions of sulphur dioxide ammonia, chlorine and hydrogen chloride.

The carbon cost of platinum use equates to 360 kg for a current fuel cell car, or 36 kg for a future car, with the target platinum loading of 0.2 oz, which is negligible compared to the CO₂ currently emitted vehicles [5]. Furthermore, Platinum is almost completely recyclable. At current prices and loading, platinum would cost 3% of the total cost of a fuel cell engine. Also, the likely resource costs of hydrogen as a transport fuel are cheapest if it is reformed from natural gas with pipeline distribution, with or without carbon sequestration. However, this is not as sustainable as using renewable energy sources. Substituting hydrogen for fossils fuels will have a positive environmental impact in reducing both photochemical smog and climate change. There could also be an adverse impact on the ozone layer, but this is likely to be small, though potentially more significant, if hydrogen was to be used as aviation fuel [10].

Hydrogen Production

Hydrogen is now beginning to be accepted as a useful form for storing energy for reuse on, or for export off, the grid. Clean electrical power harvested from wind and wave power projects can be used to produce hydrogen by electrolysis of water. Electrolysers split water molecules into their constituent parts: hydrogen and oxygen. These are collected as gases; hydrogen at the cathode and oxygen at the anode. The process is quite simple. Direct current is applied to the electrodes to initiate the electrolysis process. The production of hydrogen is an elegant environmental solution. Hydrogen is the most abundant element on the planet. It cannot be destroyed (unlike hydrocarbons). It simply changes state (water to hydrogen and back to water) during consumption. There is no CO or CO₂ generation in its production and consumption and,

depending upon consumption methods, even the production of oxides of nitrogen can be avoided. However, the transition will be very messy and will take many technological paths to convert fossil fuels and methanol to hydrogen, build hybrid engines, etc. Nevertheless, the future of hydrogen fuel cells is promising. Hydrogen can be used in internal combustion engines, fuel cells, turbines, cookers gas boilers, road-side emergency lighting, traffic lights or signalling where noise and pollution can be a considerable nuisance, but where traffic and pedestrian safety cannot be compromised. Measures to maximise the use of high-efficiency generation plants and on-site renewable energy resources are important for raising the overall level of energy efficiency [11].

Hydrogen is already produced in huge volumes and used in a variety of industries. Current worldwide production is around 500 billion Nm³ per year [12]. Most of the hydrogen produced today is consumed on-site, such as at oil refineries, at the cost of around \$0.70/kg and is not sold on the market [12]. When hydrogen is sold on the market, the cost of liquefying the hydrogen and transporting it to the user adds considerably to the production cost. The energy required to produce hydrogen via electrolysis (assuming 1.23 V) is about 33 kWh/kg. For 1 mole (2 g) of hydrogen, the energy is about 0.066 kWh/mole [12]. The achieved efficiencies are over 80% and, on this basis, electrolytic hydrogen can be regarded as a storable form of electricity. Hydrogen can be stored in a variety of forms:

- Cryogenic; this has the highest gravimetric energy density.
- High-pressure cylinders; pressures of 10,000 psi are quite normal.
- Metal hydride absorbs hydrogen, providing a very low pressure and extremely safe mechanism, but is heavy and more expensive than cylinders, and
- Chemical carriers offer an alternative, with anhydrous ammonia offering similar gravimetric and volumetric energy densities to ethanol and methanol.

One of the negative results of growing prosperity worldwide has been an increase in waste generation from year to year. In response, policy-makers and researchers are examining how best to decouple waste growth and economic growth [13].

Hydro Power

Hydropower has a valuable role as a clean and renewable energy source in meeting a variety of vital human needs. The recognition of the role of hydropower is as one of the renewable and clean energy sources and that its potential should

be realised in an environmentally sustainable and socially acceptable manner. Water is a basic requirement for survival: for drinking, food, energy production, and good health. As water is a commodity, which is finite and cannot be created, and in view of the increasing requirements as the world population grows, there is no alternative but to store water for use when it is needed. However,

the major challenges are to feed the increasing world population, improve the living standards in rural areas, and develop and manage land and water in a sustainable way. Their rated capacity classifies hydropower plants into one of four regimes: micro (<50kW), mini (50-500 kW), small (500 kW-5 MW), and large (>5 MW) [14].

Table 1. World hydro potential and development [14]

Continent	Africa	Asia	Australia and Oceania	Europe	North & Central America	South America
Gross theoretical hydropower potential (GWhy ⁻¹)	4x10 ⁶	19.4x10 ⁶	59.4x10 ⁶	3.2x10 ⁶	6x10 ⁶	6.2x10 ⁶
Technically feasible hydropower potential (GWhy ⁻¹)	1.75x10 ⁶	6.8x10 ⁶	2x10 ⁶	10 ⁶	1.66x10 ⁶	2.7x10 ⁶
Economically feasible hydropower potential (GWhy ⁻¹)	1.1x10 ⁵	3.6x10 ⁶	90x10 ⁴	79x10 ⁴	10 ⁶	1.6x10 ⁶
Installed hydro capacity (MW)	21x10 ³	24.5x10 ⁴	13.3x10 ⁴	17.7x10 ⁴	15.8x10 ⁴	11.4x10 ⁴
Production by hydro plants in 2002 or average (GWhy ⁻¹)	83.4x10 ³	80x10 ⁴	43x10 ³	568x10 ³	694x10 ³	55x10 ⁴
Hydro capacity under construction (MW)	> 3024	>72.7x10 ³	>177	>23x10 ²	58x10 ²	>17x10 ³
Planned hydro capacity (MW)	77.5x10 ³	>17.5x10 ⁴	>647	>10 ³	>15x10 ³	>59x10 ³

Today's total world installed hydro capacity is around 1000 GW and a lot more are currently planned, principally in developing countries in Asia, Africa and South America as shown in Table 1, which is reproduced from [14]. However, the present production of hydroelectricity is only about 18 per cent of the technically feasible potential (and 32 per cent of the economically feasible potential); there is no doubt that a large amount of hydropower development lies ahead [14].

Wind Energy

Water is the most natural commodity for the existence of life in remote desert areas. However, as a condition for settling and growing, the supply of energy is the close second priority. The high cost and the difficulties of mains power line extensions, especially to a low populated region can focus attention on utilising different and more reliable and independent sources of energy like renewable wind energy [15]. Accordingly, as a form of energy, the utilisation of wind energy is becoming increasingly attractive. It is being widely used for the substitution of oil-produced energy, and eventually to minimise atmospheric degradation, particularly in remote areas. Indeed, the utilisation of renewables, such as wind energy, has gained considerable momentum since the oil crises of the 1970s. Wind energy, though site-dependent, is non-depleting, non-polluting, and a

potential option of the alternative energy source. Wind power could supply 12% of global electricity demand by 2020, according to a report by the European Wind Energy Association and Greenpeace [14].

Wind energy can and will constitute a significant energy resource when converted into a usable form. As Figure 1 illustrates, information sharing is a four-stage process. Effective collaboration must also provide ways in which the other three stages of the 'renewable' cycle: gather, convert, and utilise. Efficiency in the renewable energy sector translates into lower gathering, conversion and utilisation (electricity) costs. A great level of installed capacity has already been achieved. Figure 2 clearly shows that the offshore wind sector is developing fast, and this indicates that wind is becoming a major factor in electricity supply with a range of significant technical, commercial and financial hurdles to be overcome. The offshore wind industry has the potential for a very bright future and to emerge as a new industrial sector, as Figure 3 implies. The speed of turbine development is such that more powerful models would supersede the original specification turbines from concept to turbine order [16]. Levels of activities are growing at a phenomenal rate, as shown in Figure 4, new prospects developing, new players entering, existing players growing in

experience; technology evolving and, quite significantly, politics appear to support the sector.

Energy and Sustainable Development

Sustainability is defined as the extent to which progress and development should meet the need of the present without compromising the ability of the future generations to meet their own

needs [17]. This encompasses a variety of levels and scales ranging from economic development and agriculture, to the management of human settlements and building practices [18]. Table 2, Table 3 and Table 4 indicate the relationship between energy conservation, sustainable development and environment.

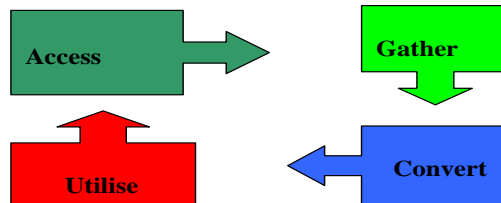


Figure 1. The renewable cycle.

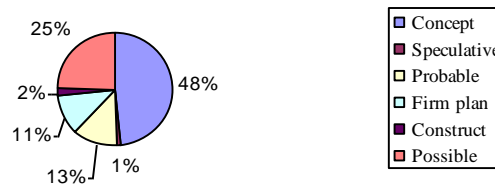


Figure 2. Global prospects of wind energy utilisation by 2003-2010.

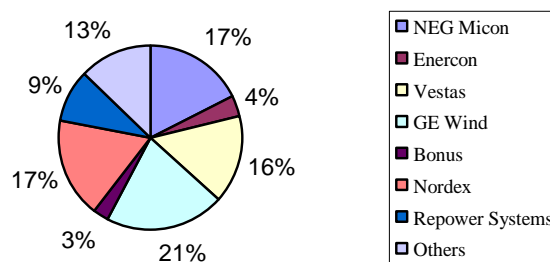


Figure 3. Prospect turbines share for 2003-2010.

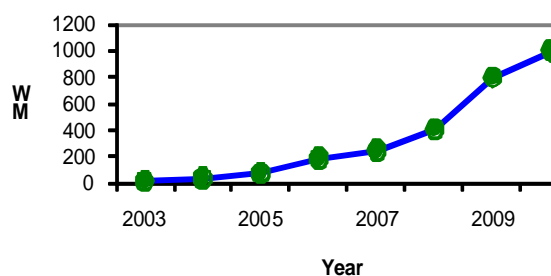


Figure 4. Average windfarm capacity 2003-2010.

The following issues were addressed during the Rio Earth Summit in 1992:

- The use of local materials and indigenous building sources.
- Incentive to promote the continuation of traditional techniques, with regional resources and self-help strategies.
- Regulation of energy-efficient design principles.
- International information exchange on all aspects of construction related to the environment, among architects and contractors, particularly non-conventional resources.
- Exploration of methods to encourage and facilitate the recycling and reuse of building materials, especially those requiring intensive energy use during manufacturing, and the use of clean technologies.

Table 2. Energy and sustainable environment [18]

Technological criteria	Energy and environment criteria	Social and economic criteria
Primary energy saving in regional scale	Sustainability according to greenhouse gas pollutant emissions	Labour impact
Technical maturity, and reliability	Sustainable according to other pollutant emissions	Market maturity
Consistence of installation and maintenance requirements with local technical known-how	Land requirement	Compatibility with political, legislative and administrative situation
Continuity and predictability of performance	Sustainability according to other environmental impacts	Cost of saved primary energy

Table 3. Classification of key variables defining facility sustainability [16]

Criteria	Intra-system impacts	Extra-system impacts
Stakeholder satisfaction	Standard expectations met Relative importance of standard expectations	Covered by attending to extra-system resource base and ecosystem impacts
Resource base impacts	Change in intra-system resource bases Significance of change	Resource flow into/out of facility system Unit impact exerted by flow on source/sink system Significance of unit impact
Ecosystem impacts	Change in intra-system ecosystems Significance of change	Resource flows into/out of facility system Unit impact exerted by how on source/sink system Significance of unit impact

And, the following action areas for producers were recommended:

- Management and measurement tools - adopting environmental management systems appropriate for the business.
- Performance assessment tools - making use of benchmarking to identify scope for impact reduction and greater eco-efficiency in all aspects of the business.
- Best practice tools - making use of free help and advice from government best practice programmes (energy efficiency, environmental technology, resource savings).
- Innovation and eco-design - rethinking the delivery of 'value added' by the business, so that impact reduction and resource efficiency are firmly built in at the design stage.
- Cleaner, leaner production processes - pursuing improvements and savings in waste minimisation, energy and water consumption, transport and distribution, as well as reduced emissions.
- Supply chain management - specifying more demanding standards of sustainability from 'upstream' suppliers, while supporting smaller firms to meet those higher standards.
- Product stewardship - taking the broadest view of 'producer responsibility' and working to reduce all the 'downstream' effects of products after they have been sold on to customers.
- Openness and transparency - publicly reporting on environmental performance against meaningful targets; actively using clear labels and declarations so that customers are fully informed; building stakeholder confidence by communicating sustainability aims to the

workforce, the shareholders and the local community, as depicted in Figure 5.

This is the step in a long journey to encourage progressive economy, which continues to provide people with high living standards and helps reduce pollution, waste mountains, other environmental degradation, and environmental rationale for future policy-making and intervention to improve market mechanisms. This vision will be accomplished by:

- 'Decoupling' economic growth and environmental degradation. The basket of indicators illustrated in Table 5 shows the progress being made. Decoupling air and water pollution from growth, making good headway with CO₂ emissions from energy, and transport. The environmental impact of our own individual behaviour is more closely linked to consumption expenditure than the economy as a whole.
- Focusing policy on the most important environmental impacts associated with the use of particular resources, rather than on the total level of all resource use.
- Increasing the productivity of material and energy use that are economically efficient by encouraging patterns of supply and demand, which are more efficient in the use of natural resources. The aim is to promote innovation and competitiveness. Investment in areas like energy efficiency, water efficiency and waste minimisation.
- Encouraging and enabling active and informed individual and corporate consumers.

Table 4. The positive impact of durability, adaptability and energy conservation on economic, social and environment systems [2]

Economic system	Social system	Environmental system
Durability	Preservation of cultural values	Preservation of resources
Meeting changing needs of economic development	Meeting changing needs of individuals and society	Reuse, recycling and preservation of resources
Energy conservation and saving	Savings directed to meet other social needs	Preservation of resources, reduction of pollution and global warming

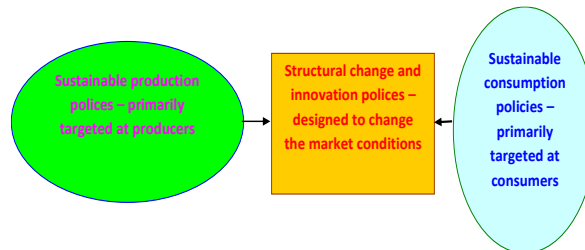


Figure 5. The link between resources and productivity.

Chemicals

Humans and wildlife are being contaminated by a host of commonly used chemicals in food packaging and furniture, according to the World Wildlife Federation (WWF) and European Union [19]. Currently, the chemical industry has been under no obligation to make the information public. However, the new proposed rules would change this. Future dangers will only be averted if the effects of chemicals are exposed and then the dangerous ones are never used. Indeed, chemicals used for jacket waterproofing, food packaging and non-stick coatings have been found in dolphins, whales, cormorants, seals, sea eagles and polar bears from the Mediterranean to the Baltic. The European Commission has adopted an ambitious action plan to improve the development and wider use of environmental technologies such as recycling systems for wastewater in industrial processes, energy-saving car engines and soil remediation techniques, using hydrogen and fuel cells used [20]. The legislation, which has not been implemented in time, concerns the incineration of waste, air quality limit, benzene and carbon monoxide values, national emission ceilings for sulphur dioxide, nitrogen oxides, volatile organic compounds, and ammonia and large combustion plants.

Wastes

Waste is defined as an unwanted material that is being discarded. Waste includes items being taken for further use, recycling or reclamation. Waste produced at household, commercial and industrial premises are controlled waste and come under the waste regulations.

Table 5. The basket of indicators for sustainable consumption and production

Economy-wide decoupling indicators	
1.	Greenhouse gas emissions
2.	Air pollution
3.	Water pollution (river water quality)
4.	Commercial and industrial waste arisings and household waste not cycled
Resource use indicators	
5.	Material use
6.	Water abstraction
7.	Homes built on land not previously developed, and number of households
Decoupling indicators for specific sectors	
8.	Emissions from electricity generation
9.	Motor vehicle kilometres and related emissions
10.	Agricultural output, fertiliser use, methane emissions and farmland bird populations
11.	Manufacturing output, energy consumption and related emissions
12.	Household consumption, expenditure energy, water consumption and waste generated

Waste Incineration Directive (WID) emissions limit values will favour efficient, inherently cleaner technologies that do not rely heavily on abatement. For existing plant, the requirements are likely to lead to improved control of:

- NO_x emissions, by the adoption of in furnace combustion control and abatement techniques.
- Acid gases, by the adoption of abatement techniques and optimisation of their control.
- Particulate control techniques, and their optimisation, e.g., of bag filters and electrostatic precipitators.

The waste and resources action programme have been working hard to reduce demand for virgin aggregates and market uptake of recycled and secondary alternatives. The programme targets are:

- To deliver training and information on the role of recycling and secondary aggregates in sustainable construction for influences in the supply chain, and
- To develop a promotional programme to highlight the new information on websites.

Global Warming

This results in the following requirements:

- Relevant climate variables should be generated (solar radiation: global, diffuse, direct solar direction, temperature, humidity, wind speed and direction) according to the statistics of the real climate.
- The average behaviour should be in accordance with the real climate.
- Extremes should occur in the generated series in the way it will happen in a real warm period. This means that the generated series should be long enough to capture these extremes, and series based on average values from nearby stations.

There is no disagreement among the scientists on some climate change issues (such as global warming). The greenhouse effect is unquestionably real; it is essential for life on earth. Water vapour is the most important GHG; followed by carbon dioxide (CO₂). Without a natural greenhouse effect, scientists estimate that the earth's average temperature would be -18°C instead of its present 14°C [21]. There is also no scientific debate over the fact that human activity has increased the concentration of the GHGs in the atmosphere (especially CO₂ from combustion of coal, oil and gas). The greenhouse effect is also being amplified by increased concentrations of other gases, such as methane, nitrous oxide, and CFCs as a result of human emissions. Most scientists predict that rising global temperatures will raise the sea level and increase the frequency of intense rain or snowstorms [22]. Climate change scenarios sources of uncertainty, and factors influencing the future climate are:

- The future emission rates of the GHGs, as listed in Table 6.
- The effect of this increase in concentration on the energy balance of the atmosphere.
- The effect of these emissions on GHGs concentrations in the atmosphere, and
- The effect of this change in energy balance on global and regional climate.

It has been known for a long time that urban centres have mean temperatures higher than their less developed surroundings. The urban heat increases the average and peak air temperatures, which in turn affect the demand for heating and cooling.

Table 6. West European states GHG emissions

Country	1990	1999	Change 1990-99	Reduction Target
Austria	76.9	79.2	2.6%	-13%
Belgium	136.7	140.4	2.8%	-7.5%
Denmark	70.0	73.0	4.0%	-21.0%
Finland	77.1	76.2	-1.1%	0.0%
France	545.7	544.5	-0.2%	0.0%
Germany	1206.5	982.4	-18.7%	-21.0%
Greece	105.3	123.2	16.9%	25.0%
Ireland	53.5	65.3	22.1%	13.0%
Italy	518.3	541.1	4.4%	-6.5%
Luxembourg	10.8	6.1	-43.3%	-28.0%
Netherlands	215.8	230.1	6.1%	-6.0%
Portugal	64.6	79.3	22.4%	27.0%
Spain	305.8	380.2	23.2%	15.0%
Sweden	69.5	70.7	1.5%	4.0%
United Kingdom	741.9	637.9	-14.4%	-12.5%
Total EU-15	4199	4030	-4.0%	-8.0%

Higher temperatures can be beneficial in the heating season, lowering fuel use, but they exacerbate the energy demand for cooling in the summer times. Neither heating nor cooling may dominate the fuel use in a building in temperate climates, and the balance of the effect of the heat is less. As the provision of cooling is expensive with higher environmental cost, ways of using innovative alternative systems, like the mop fan will be appreciated. The solar gains would affect energy consumption. Therefore, lower or higher percentages of glazing, or shading devices might affect the balance between annual heating and cooling loads. In addition to conditioning energy, the fan energy needed to provide mechanical ventilation can significantly contribute to energy demand. Much depends on the efficiency of design, both in relation to the performance of fans themselves and to the resistance to flow arising from the associated ductwork. Figure 6 illustrates the typical fan and thermal conditioning needs for a variety of ventilation rates and climate conditions [24].

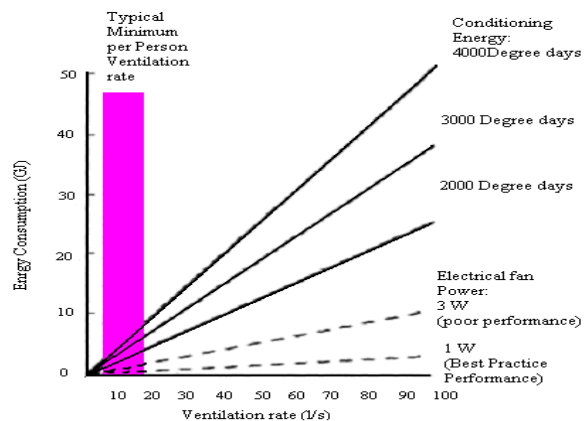


Figure 6. Energy impact of ventilation

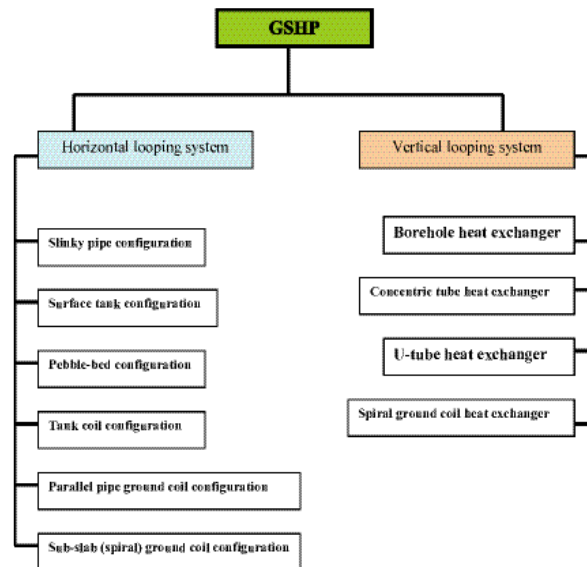


Figure 7. Common types of ground-loop heat exchangers [7]

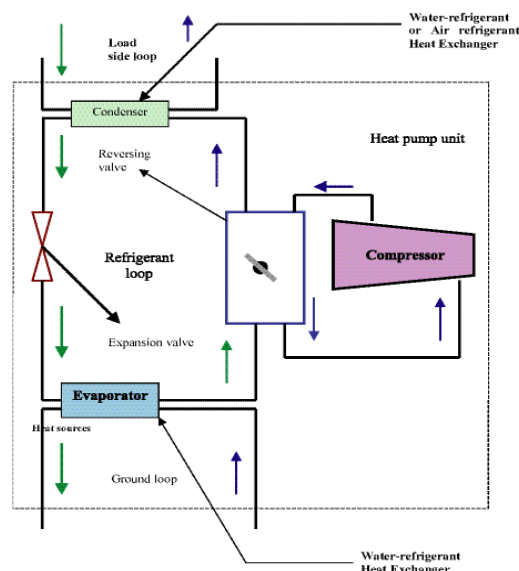


Figure 8. Schematic of GSHP system (heating mode operation)

Ground Source Heat Pumps

The term “ground source heat pump” has become an all-inclusive term to describe a heat pump system that uses the earth, ground water, or surface water as a heat source and/or sink.

Some of the most common types of ground source ground-loop heat exchangers configurations are classified in Figure 7. The GSHP systems consist of three loops or cycles as shown in Figure 8. The first loop is on the load side and is either an air/water loop or a water/water loop, depending on the application. The second loop is the refrigerant loop inside a water source heat pump. Thermodynamically, there is no difference between the well-known vapour-

compression refrigeration cycle and the heat pump cycle; both systems absorb heat at a low temperature level and reject it to a higher temperature level. However, the difference between the two systems is that a refrigeration application is only concerned with the low temperature effect produced at the evaporator, while a heat pump may be concerned with both the cooling effect produced at the evaporator and the heating effect produced at the condenser. In these dual-mode GSHP systems, a reversing valve is used to switch between heating and cooling modes by reversing the refrigerant flow direction. The third loop in the system is the ground loop in

which water or an antifreeze solution exchanges heat with the refrigerant and the earth [25, 26, 27].

The GSHPs utilise the thermal energy stored in the earth through either vertical or horizontal closed loop heat exchange systems buried in the ground. Many geological factors impact directly on-site characterisation and subsequently the design and cost of the system. The solid geology of the United Kingdom varies significantly. Furthermore, there is an extensive and variable rock head cover. The geological prognosis for a site and its anticipated rock properties influences the drilling methods and therefore system costs. Other factors important to system design include predicted subsurface temperatures and the thermal and hydrological properties of strata. The GSHP technology is well established in Sweden, Germany and North America, but has had minimal impact in the United Kingdom space heating and cooling market. Perceived barriers to uptake include geological uncertainty, concerns regarding performance and reliability, high capital costs and lack of infrastructure. System performance concerns relate mostly to uncertainty in design input parameters, especially the temperature and thermal properties of the source. These can impact the capital cost, much of which is associated with the installation of the external loop in horizontal trenches or vertical boreholes. The climate in the United Kingdom makes the potential for heating in winter and cooling in summer from a ground source less certain owing to the temperature ranges being narrower than those encountered in continental climates. This project will develop an impartial GSHP function on the site to make available information and data on site-specific temperatures and key geotechnical characteristics.

The GSHPs are receiving increasing interest because of their potential to reduce primary energy consumption and thus reduce emissions of greenhouse gases. The technology is well established in North Americas and parts of Europe, but is at the demonstration stage in the United Kingdom. The information will be delivered from digital geoscience's themes that have been developed from observed data held in corporate records. This data will be available to GSHP installers and designers to assist the design process, therefore reducing uncertainties. The research will also be used to help inform the public as to the potential benefits of this technology.

The GSHPs play a key role in geothermal development in Central and Northern Europe. With borehole heat exchangers as heat source, they offer de-central geothermal heating with great flexibility to meet given demands at virtually any

location. No space cooling is included in the vast majority of systems, leaving ground-source heat pumps with some economic constraints. Nevertheless, a promising market development first occurred in Switzerland and Sweden and in Austria and Germany. Approximately 20 years of R and D focusing on borehole heat exchangers resulted in a well-established concept of sustainability for this technology and sound design and installation criteria. The market success brought Switzerland to the third rank worldwide in direct geothermal use. The future prospects are good, with an increasing range of applications including large systems with thermal energy storage for heating and cooling, ground-source heat pumps in densely populated development areas, borehole heat exchangers for cooling of telecommunication equipment, etc.

Loops can be installed in three ways: horizontally, vertically or in a pond or lake, as shown in [Figure 9](#).

The type chosen depends on the available land area, soil and rock type at the installation site. These factors help to determine the most economical choice for installation of the ground loop. The GSHP delivers 3-4 times as much energy as it consumes when heating, and cools and dehumidifies for a lower cost than conventional air conditioning. It can cut homes or business heating and cooling costs by 50% and provide hot water free or with substantial savings. The GSHPs can reduce the energy required for space heating, cooling and service water heating in commercial/institutional buildings by as much as 50%.

Efficiencies of the GSHP systems are much greater than conventional air-source heat pump systems. A GSHP can achieve a higher COP (coefficient of performance) because the source/sink earth temperature is relatively constant compared to air temperatures. Additionally, heat is absorbed and rejected through water, which is a more desirable heat transfer medium because of its relatively high heat capacity. The GSHP systems rely on the fact that, under normal geothermal gradients of about 0.5°F/100 ft (30°C/km), the earth temperature is roughly constant in a zone extending from about 20 ft (6.1 m) deep to about 150 ft (45.7 m) deep. This constant temperature interval within the earth is the result of a complex interaction of heat fluxes from above (the sun and the atmosphere) and from below (the earth interior). As a result, the temperature of this interval within the earth is approximately equal to the average annual air temperature [21, 27, 28, 29, 30, 31] to quantify the influence of these factors [11][13]. Above this zone (less than about 20 feet (6.1 m) deep), the earth

temperature is a damped version of the air temperature at the earth's surface. Below this zone (greater than about 150 ft (45.7 m) deep), the earth temperature begins to rise according to the natural geothermal gradient. The storage concept is based on a modular design that will facilitate active control and thermal input/output optimisation. It can be adapted for simultaneous heating and cooling often needed in large service and institutional buildings [32]. Loading of the core is done by diverting warm and cold air from the heat pump through the core during periods with excess capacity compared to the current need of the building [11, 13, 15, 24, 33, 34]. The cool section of the core can also be loaded directly with air during the night, especially in spring and fall when nights are cold and days may be warm.

RESULTS AND DISCUSSIONS

Discussions

People are relying upon oil for primary energy and this will continue for a few more decades. Other conventional sources may be more enduring but are not without serious disadvantages. The renewable energy resources are particularly suited for the provision of rural power supplies and a major advantage is that equipment such as flat plate solar driers, wind machines, etc., can be constructed using local resources. Without the advantage results from the feasibility of local maintenance and the general encouragement, such local manufacture gives to the build-up of small-scale rural based industry. This communication comprises a comprehensive review of energy sources, the environment and sustainable development. It includes renewable energy technologies, energy efficiency systems, energy conservation scenarios, energy savings in greenhouses, and other mitigation measures necessary to reduce climate change. This study gives some examples of small-scale energy converters. Nevertheless, it should be noted that small conventional, i.e., engines are currently the major source of power in rural areas and will continue to come for a long time. There is a need for further development to suit local conditions, minimise spares holdings, maximise the engine parts' interchangeability, and engine applications. Emphasis should be placed on full local manufacture. It is concluded that renewable environmentally friendly energy must be encouraged, promoted, implemented and demonstrated by a full-scale plant (device) especially for use in remote rural areas.

Therefore, the use of renewable energy sources and the rational use of energy, in general, are the fundamental inputs for any responsible energy policy. However, the energy sector is

encountering difficulties because increased production and consumption levels entail higher levels of pollution and eventually climate change, with possibly disastrous consequences. At the same time, it is important to secure energy at an acceptable cost in order to avoid negative impacts on economic growth.

To date, renewable energy contributes only as much as 20% of the global energy supplies worldwide. Over two thirds of this comes from biomass use, mostly in developing countries, and some of this is unsustainable. However, the potential for energy from sustainable technologies is huge. On the technological side, renewables have an obvious role to play. In general, there is no problem in terms of the technical potential of renewables to deliver energy. Moreover, there are very good opportunities for RETs to play an important role in reducing emissions of GHGs into the atmosphere, certainly far more than have been exploited so far. However, there are still some technical issues to address in order to cope with the intermittency of some renewables, particularly wind and solar. Nevertheless, the biggest problem with relying on renewables to deliver the necessary cuts in GHG emissions is more to do with politics and policy issues than with technical ones. For example, the single most important step governments could take to promote and increase the use of renewables is to improve access for renewables to the energy market. This access to the market needs to be under favourable conditions and, possibly, under favourable economic rates as well.

The prospects for development in power engineering are, at present, closely related to ecological problems. Power engineering has harmful effects on the environment, as it discharges toxic gases into the atmosphere and oil-contaminated and saline waters into rivers and pollutes the soil with ash and slag and has adverse effects on living things on account of electromagnetic fields and so on. Thus, there is an urgent need for new approaches to provide an ecologically safe strategy. Substantial economic and ecological effects for thermal power projects (TPPs) can be achieved by improvement, upgrading the efficiency of the existing equipment, reduction of electricity loss, saving of fuel, and optimisation of its operating conditions and service life leading to improved access for rural and urban low-income areas in developing countries through energy efficiency and renewable energies.

Energy efficiency and renewable energy programmes could be more sustainable and pilot studies more effective and pulse releasing if the entire policy and implementation process was considered and redesigned from the outset [9].

New financing and implementation processes, which allow reallocating financial resources and thus enabling countries themselves to achieve a sustainable energy infrastructure, are also needed.

The links between the energy policy framework, financing and implementation of renewable energy and energy efficiency projects have to be strengthened as well efforts made to increase people's knowledge through training.

Recommendations

- Launching of public awareness campaigns among local investors particularly small-scale entrepreneurs and end users of RET to highlight the importance and benefits of renewable, particularly solar, wind, and biomass energies.
- Amendment of the encouragement of investment act, to include furthers concessions, facilities, tax holidays, and preferential treatment to attract national and foreign capital investment.
- Allocation of a specific percentage of soft loans and grants obtained by governments to

augment budgets of R and D related to manufacturing and commercialisation of RET.

- Governments should give incentives to encourage the household sector to use renewable energy instead of conventional energy. Execute joint investments between the private sector and the financing entities to disseminate the renewable information and literature with technical support from the research and development entities.
- Availing of training opportunities to personnel at different levels in donor countries and other developing countries to make use of their wide experience in application and commercialisation of RET particularly renewable energy.
- The governments should play a leading role in adopting renewable energy devices in public institutions, e.g., schools, hospitals, government departments, police stations, etc. for lighting, water pumping, water heating, communication and refrigeration.
- Encouraging the private sector to assemble, install, repair and manufacture renewable energy devices via investment encouragement and more flexible licensing procedures.




Figure 9. GSHPs extract solar heat stored in the upper layers of the earth

CONCLUSIONS

Adopting green or sustainable approaches to how society is run is seen as an important strategy in finding a solution to the energy problem. The key factors to reducing and controlling CO₂, which is the major contributor to global warming, are the use of alternative approaches to energy generation and the exploration of how these alternatives are used today and may be used in the future as green energy sources. Even with modest assumptions about the availability of land, comprehensive fuel-wood farming programmes offer significant energy, economic and environmental benefits. However, these benefits would be dispersed in

rural areas where they are greatly needed and can serve as linkages for further rural economic development.

However, by adopting coherent strategy for alternative clean sustainable energy sources, the world as a whole would benefit from savings in foreign exchange, improved energy security, and socio-economic improvements. Furthermore, with a nine-fold increase in forest – plantation cover, every nation's resource base would be greatly improved while the international community would benefit from pollution reduction, climate mitigation, and the increased trading opportunities that arise from new income sources.

The non-technical issues related to clean energy, which have recently gained attention, include: (1) Environmental and ecological factors, e.g., carbon sequestration, reforestation and revegetation. (2) Renewables as a CO₂ neutral replacement for fossil fuels. (3) Greater recognition of the importance of renewable energy, particularly modern biomass energy carriers, at the policy and planning levels. (4) Greater recognition of the difficulties of gathering good and reliable renewable energy data and efforts to improve it. (5) Studies on the detrimental health effects of biomass energy, particularly from traditional energy users. The present study is one effort in touching all these aspects.

REFERENCES

- [1] J. Cantrell, and W. Wepfer, "Shallow Ponds for Dissipation of Building Heat: A case Study", *ASHRAE Transactions*, vol. 90, no. 1, pp. 239-246, 1984
- [2] NN, "Commercial/Institutional Ground Source Heat Pump Engineering Manual. American Society of heating, Refrigeration and Air-conditioning Engineers", *American Society of heating, Refrigeration and Air-conditioning Engineers*, Inc. Atlanta, GA: USA., 1995
- [3] S. Kavanaugh, and K. Rafferty, "Ground source heat pumps. Design of Geothermal Systems for Commercial and Institutional Buildings", *American Society of heating, Refrigeration and Air-conditioning Engineers*, Inc. Atlanta, GA: USA, 1997
- [4] M. O. Abdeen, "Chapter 6: Energy, water and sustainable development", In: *Focus on Sustainable Development Research Advances*, Editor: Barton A. Larson, pp.189-205, NOVA Science Publishers, Inc., New York, USA, 2007
- [5] NN, "The draft of the Copenhagen Climate Change Treaty", *The United Nations Framework Convention on Climate Change (UNFCCC)*, pp. 3-181, 2009
- [6] S. L. D'Apote, "IEA biomass energy analysis and projections", In: *Proceedings of Biomass Energy Conference: Data, analysis and Trends*, Paris: OECD; 23-24 March 1998
- [7] M. O. Abdeen, "People, power and pollution", *Renewable and Sustainable Energy Reviews*, vol.12, no. 7, pp. 1864-1889, September 2008, doi: 10.1016/j.rser.2006.10.004
- [8] M. O. Abdeen, "Energy, environment and sustainable development", *Renewable and Sustainable Energy Reviews*, vol.12, no. 9, pp. 2265-2300, December 2008, doi: 10.1016/j.rser.2007.05.001
- [9] M. O. Abdeen, "Green energies and the environment", *Renewable and Sustainable Energy Reviews*, vol. 12, no. 7, pp. 1789-1821, 2008, doi: 10.1016/j.rser.2006.05.009
- [10] M. O. Abdeen, "Chapter 3: Energy use, environment and sustainable development", In: *Environmental Cost Management*, Editors: Randi Taylor Mancuso, 2009 NOVA Science Publishers, Inc., pp.129-166, New York, USA, 2009
- [11] M. O. Abdeen, "A review of non-conventional energy systems and environmental pollution control", *Journal of Soil Science and Environmental Management*, vol. 1, no. 7, pp.127-154, 2010
- [12] NN, "World urbanisation project: the 2002 revision", *United Nations*, New York: The United Nations Population Division
- [13] M. O. Abdeen, "Energy and environment: applications and sustainable development", *British Journal of Environment & Climate Change*, vol. 1, no. 3, pp. 118-158, England, September 2011
- [14] E. Bos, T. My, E. Vu, and R. Bulatao, *World population projection: 1994-95*, Baltimore and London: World Bank by the John Hopkins University Press; 1994
- [15] J. A. Duffie and W. A. Beckman, *Solar Engineering of Thermal Processes*, New York: J. Wiley and Sons; 1980
- [16] NN, *Energy efficient design of new building except new low-rise residential buildings*, BSRIASHRAE proposed standards 90-2P-1993, alternative GA: American Society of Heating, Refrigerating, and Air Conditioning Engineers Inc., USA, 1993
- [17] F. Duchin, *Global scenarios about lifestyle and technology, the sustainable future of the global system*, Tokyo: United Nations University; 1995
- [18] B. Givoni, *Climate consideration in building and urban design*, New York: Van Nostrand Reinhold; 1998
- [19] R. Kammerud, E. Ceballos, B. Curtis, W. Place, and B. Anderson, "Ventilation cooling of residential buildings", *ASHRAE*, Trans: 90 Part 1B, 1984
- [20] E. Shaviv, "The influence of the thermal mass on the thermal performance of buildings in summer and winter", In: Steemers TC, Palz W., Editors. *Science and Technology at the service of architecture*, Dordrecht: Kluwer Academic Publishers, 1989, pp. 470-472
- [21] D. Baruah, "Utilisation pattern of human and fuel energy in the plantation", *Journal of Agriculture and Soil Science*, vol. 8, no. 2, pp. 189-92, 1995

- [22] O. Hall and J. Scrase, "Will biomass be the environmentally friendly fuel of the future?", *Biomass and Bioenergy*, vol. 15, pp. 357-67, 1998
- [23] J. Singh, *On farm energy use pattern in different cropping systems in Haryana, India, Germany*: International Institute of Management-University of Flensburg, Sustainable Energy Systems and Management, Master of Science; 2000
- [24] S. Barabaro, S. Coppolino, C. Leone, and E. Sinagra, "Global solar radiation in Italy", *Solar Energy*, vol. 20, pp. 431-438, 1978
- [25] M. Pernille, "Feature: Danish lessons on district heating", *Energy Resource Sustainable Management and Environmental*, pp. 16-17, 2004
- [26] W. E. Rees, "The built environment and the ecosphere: a global perspective", *Building Research and information*, vol. 27, no. 4, pp. 206-220, 2010, doi: 10.1080/096132199369336
- [27] J. Wu and W. G. Boggess, "The optimal allocation of conservation funds", *Journal Environmental Economic Management*, vol. 38, no. 3, pp. 302-321, 1999
- [28] NN, "A descriptive analysis of energy consumption in agriculture and food sector in Canada", *Final Report*, CAEEDAC, February 2000
- [29] O. Yaldiz, H. Ozturk, and Y. Zeren, "Energy usage in production of field crops in Turkey", In: *5th International Congress on Mechanisation and Energy Use in Agriculture*, Kusadasi, Turkey, October 1993
- [30] B. Dutt, "Comparative efficiency of energy use in rice production", *Energy*, vol. 6, pp. 25, 1982
- [31] C. Thakur and B. Mistra, "Energy requirements and energy gaps for production of major crops in India", *Agricultural Situation of India*, vol. 48, pp. 665-689, 1993
- [32] NN, "Renewables for power generation: status and prospect", *OECD/IEA*, UK, 2004
- [33] S .I. Sivkov, "To the methods of computing possible radiation in Italy", *Trans. Main Geophys. Obs.*, vol. 160, 1964
- [34] S. I. Sivkov, "On the computation of the possible and relative duration of sunshine", *Trans. Main Geophys. Obs.*, vol. 160, 1964

BIOGRAPHY

Abdeen Mustafa Omer (BSc, MSc, PhD) is a qualified Mechanical Engineer with a proven track record within the water industry and renewable energy technologies. He has been graduated from University of El Menoufia, Egypt, BSc in Mechanical Engineering. His previous experience involved being a member of the research team at the National Council for Research/Energy Research Institute in Sudan and working director of research and development for National Water Equipment Manufacturing Co. Ltd., Sudan. He has been listed in the WHO'S WHO in the World 2005, 2006, 2007 and 2010. He has published over 300 papers in peer-reviewed journals, 100 review articles, 5 books and 50 chapters in books.